













Sheet Metal Take Off

for

16'W x 24.5'L x 10'H 3-Sided Classic Carport - 3-Sided 4.5'OC

Quantity	Description	Picture
14	10'0" (120") Roof Panel	
7	4'8" (56") Roof Panel	
12	9'2" (110") Eave Side Panel	
6	4'8" (56") Eave Side Panel	
10	8'1" (97") Gable Panel	
2	Butyl Tape, 35ft roll	
2	J-Trim 10.5ft	

2	3X3 Corner Trim 10.5ft	
1	1" Painted Panel Screw for ROOF, 250pc bag	
2	1" Painted Panel Screw for WALL, 250pc bag	
12	Ouside Foam Closure Strip	
GABLE END TRIM OPTIONS BELOW		
96	OPTION 1: Vinyl Trim, in feet	
4	OPTION 2: 2"x2" Angle Trim 10.5ft	